

STEERING WHEEL REMOTE CONTROL

Lenkradfernbedienung



Nissan

Tools / Werkzeug




Phillips screwdriver
Kreuzschraubendreher


4x 

If no ground-connection in the white power connector, connect the black wire (with terminal tag) to the auto body

First of all connect one of the resistors to the interface before connecting to the power !!!




1. Green Wire / Parking Brake
2. Pink Wire / Speed Pulse



Parking Brake is generated by speedsignal (Screen off > 8km/h)
Handbremssignal wird durch Geschwindigkeit aktiviert
(Bildschirm aus > 8km/h)

Color/ resistor	vehicle
nothing / open	X-Trail
wire loom black	● Qashqai, Navara, NV200
red (res.)	● Juke, Cube, Micra, e-NV200
green (res.)	● Pathfinder
blue.(res.)	● Note



Nr	Function
1	Source
2	Skip +
3	Skip -
4	Volume +
5	Volume -
6	Short: Tel accept Long: Tel reject
7	Info